



North Peace Secondary School



Two Campuses: What's the diff?



Who is my COUNSELLOR ?



Mr. Pearce
Main Campus
H to M



Mr. Burrige
Main Campus
N to Z

Ms. Anielewicz
ELC
All Students




Ms. Calliou
Main Campus
A to G




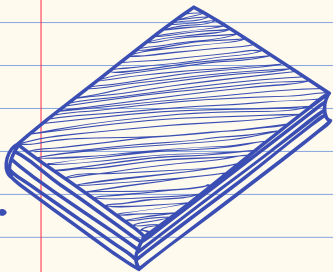


WHICH CAMPUS
DO YOU?
SHOULD YOU?
WILL YOU?
ATTEND!!



No Wrong Campus

You CAN and WILL be as
successful as you want
to be at either campus!



Campus Similarities

- 6 required courses
- Offer elective courses
- Students can earn the same amount of credits
- Academic Programs and Opportunities
- Trade programs or career programs
- Students are successful
- Similar Provincial Assessment results
- All students are NPSS students
- Participate in NPSS extracurricular activities



Differences

ELC

Main



Courses are linear - 10 months

Courses are semestered - 5 months

Sc, SS, LA - 3x/week

2 core, 2 other/day - ½ yr

Math is 4x/week

Pace is faster - 4 classes per day

PE/DPA - every day - lots of choice

Traditional PE class

PBL block 3x/week

Projects as assignments in some classes

Classes are 55 minutes

80 minute classes

Smaller Campus

Larger campus

Grade 10s only, about 210 students

1000+ students in grades 10, 11, 12

Hockey Program

Musical Th., Band, Fr. Imm., Senior A.

Fewer Electives Options - get 4

More Electives Options- only get two

(Electives are semestered)



Things To Consider

Pace of courses

- linear or semestered

Structure of the day/week

Specialized programs (eg:Band)

Size of the community

Grade level classes or mixed grades

PHED classes traditional or DPA

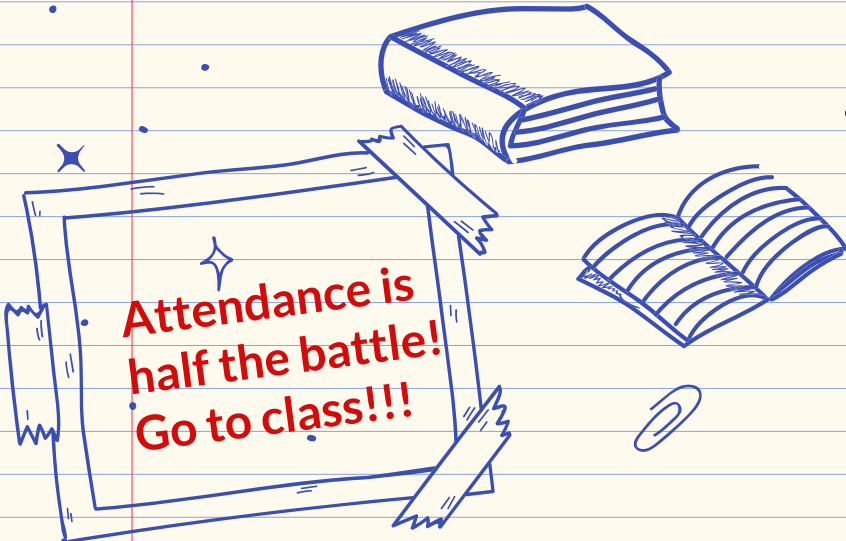
Where my friends going


True or False

♥ Courses at the ELC are completed
over 10 months but at main campus

they are completed

over 5 months!







True

True: Required courses run 10 months at ELC and 5 months at Main.


The PACE of work is faster at the Main campus because you have the same classes each day!



True or False



Students who attend main
campus in gr. 10 can earn
more credits?



False

Students can earn the same amount of credits at both campuses.

Although main campus has more elective options, students only get two electives for a total of **34 credits**.

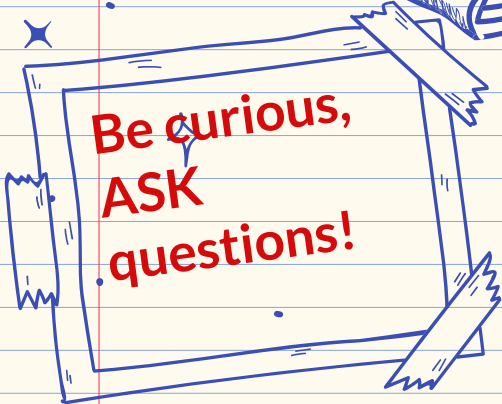


At the ELC students complete elective courses and can also finish with **34 credits**.

True or False



Physical and Health Education 10

is the same at both campuses?







False

Physical and Health Education 10 at main campus is like a more traditional PE while at the ELC it is tied to Daily Physical Activity.

Some say the DPA at the ELC gives students who don't appreciate gym class a better chance to pass PHED10!



True or False




Classes at Main campus run for 80 min

and the ELC classes

run for 55 minutes!







True

Main campus has 4 - 80 minute classes per day. Same classes each day for a semester.

ELC has 6 classes a day and days vary throughout the week but the weeks are the same.



True or False




Main campus has over 1000 students



from grade 10 through 12,

but my classes will have

grade 10 students only!







False

1000+ students, grades 10-12



- Grade 10 courses may very well have gr. 11 & 12 students in them
- Elective courses may have grade 10, 11 & 12 students in one class.

ELC will have only grade 10
students in all classes



True or False

If I need to take Musical Theatre, Band, or French Immersion I will have to go to Main Campus.







True

Although there are some special exceptions this is True for these programs.

Grade 10 hockey students will need to attend ELC.




True or False


Academics and post secondary opportunities



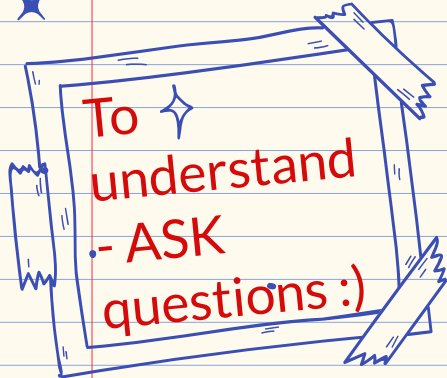
are very important to my family and I



so I need to go to the



Main Campus!







False

Academics are important at both campuses.


Students can be academically successful at either campus and must pass 6 required gr. 10 before moving onto grade 11 academics.



I am an athlete so I should go to the ELC
as it is set up for athletes **but** I want to
compete in school sports so I
should go to the main campus.



What the heck?





Both the ELC & Main Campus students
are NPSS Grizzlies - gr. 10 students
participate together on team sports.

Both campuses focus on grade
10 required courses with athletic
opportunities.



True or False



I am very interested in the trades so
I need to go to Main Campus to take
shop classes to better prepare
for the trades.







False

Trade and Career teachers present and share information at both campuses.

Trade and Career Programs are offered to students at both campuses and it is your LA 10 and Math 10 marks (67% min) that determine eligibility for YETS, Dual Credit and Apprenticeship.



Shop classes are only available at the Main Campus but you are not guaranteed to get first choice electives.



True or False




Since course selections will be made
just after spring break

(first week of April),

I have to know which




math I need to take by then!!!





True

Knowing your math level and choosing the correct pathway will help you meet grad requirements and maybe encourage you to improve work habits.





“The definition of insanity is doing the same thing over and over expecting different results.”

- Albert Einstein

**Work Habits
are important!
So improve
Them!**